

# Payment Methods - (New)

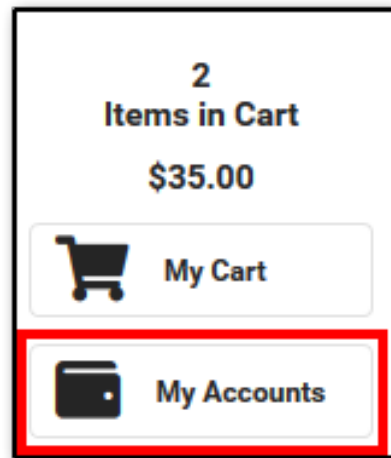
The Payment Methods tool is where you add and delete methods for making payments in Campus. Depending on the payment methods your district accepts, you can pay by credit card, checking account, or savings account.

## Where do I go to add a Payment Method?

The Payment Methods tool is part of My Accounts.

## How do I add a Credit Card/Debit Card?

1. Click **Payment Methods**.
2. Click **New** at the bottom of the screen.
3. Select the **Card** option.
4. Enter all required information.
5. Click **Save**.








## How do I add a Bank account?

1. Click **Payment Methods**.
2. Click **New** at the bottom of the screen.
3. Select the **US bank account** option and select one of two options:
  - a. **Automatic bank validation**

1. Search for and select your bank. A secure payment vendor screen will open.

### Payment Method

Accepted Payment Methods:





Nickname:

Use as Default Payment Method:







☐

All fields below are required

  
Card

  
US bank account

Email



[Enter bank details manually instead](#) (takes 1-2 business days)

Full name

Country or region


United States

Address


Save


Cancel

2. Carefully follow the on-screen prompts to link your bank account to complete the payment process.



### Log in with Chase

 Infinite Campus uses Stripe to connect your accounts  
Connection is fast and simple.

 Data is encrypted  
Infinite Campus can [access data](#). You can disconnect at any time.

By connecting via Stripe, you agree to the [Terms and Privacy Policy](#)

**Agree and continue**





[Manually verify instead](#) (takes 1-2 business days)

**b. Enter bank details manually.**

1. Click **Enter bank details manually**.

#### Payment Method

Accepted Payment Methods:

Nickname:

Use as Default Payment Method:




☐




All fields below are required

☐ Card ☒ US bank account

Email

Q Search for your bank


  

**Enter bank details manually instead** (takes 1-2 business days)

Full name

Country or region

United States 

Address

**Save** Cancel

2. Enter your routing and account numbers.

### Enter bank details

Your bank information will be verified via micro-deposits to your checking account.

Routing number

Account number

Confirm account number

Submit

3. Click **Submit**.
4. If you would like to save the bank account with Link, enter your email address and click **Save with Link**. If not, click Not now.

stripe

×

### Save account with Link

🔗

Share your account faster everywhere  
Link is accepted.

🔒

Link encrypts your data.

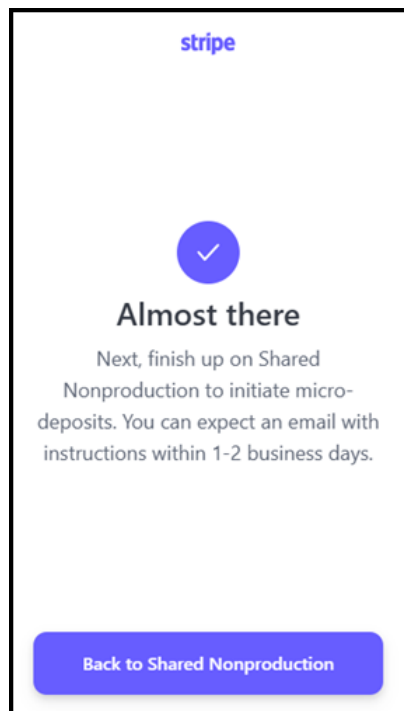
Email address

By saving your account, you agree to the Link  
[Terms and Privacy Policy](#)


Save with Link

Not now

5. It will take 1-2 business days to verify your bank account via micro-deposits. Click the back button to return to the Payment Method side panel.



4. Enter all required information.
5. Click **Save**. This bank account will then be listed as ACTION REQUIRED and cannot be used until the account has been verified.

PAYMENT METHODS	EXPIRES	DEFAULT
6789 <b>ACTION REQUIRED</b> 		

6. To verify the account, you can find instructions in the email you received, or you can log into your bank account, locate the micro-deposit, and find the 6-digit code in the statement descriptor for that deposit. The account can be verified through the email, or you can return to Campus to verify the account by entering the 6-digit code:

Payment Method

Account Verification Required Verify

Nickname

Use as Default Payment Method:

☐

Account Number6789

Routing Number110000000

Verify Account ×

Please confirm the 6-digit code in the statement descriptor of your bank account.

Verification Code: **(Required)**  
Example: SM1234

Verify Cancel

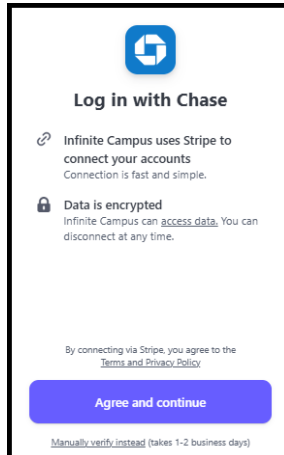
# Add a Payment Method

Step	Action								
1	<p>Click <b>Payment Methods</b>. The Payment Method screen displays. If you previously added a payment method, it displays on this screen.</p> <div><div>&lt; Back   Payment Methods</div><table><tr><th>PAYMENT METHOD</th><th>EXPIRES</th><th>DEFAULT</th><th>ACTIONS</th></tr><tr><td>9424</td><td>DISCOVER</td><td>6/2030</td><td><div>View</div></td></tr></table></div>	PAYMENT METHOD	EXPIRES	DEFAULT	ACTIONS	9424	DISCOVER	6/2030	<div>View</div>
PAYMENT METHOD	EXPIRES	DEFAULT	ACTIONS						
9424	DISCOVER	6/2030	<div>View</div>						
2	<p>Click <b>New</b>. The Payment Method panel displays.</p> <div><div>&lt; Back   Payment Methods</div><div><table><tr><th>PAYMENT METHOD</th><th>EXPIRES</th><th>DEFAULT</th><th>ACTI</th></tr><tr><td>4242</td><td>VISA</td><td>11/29</td><td>View</td></tr></table></div><div><div>Payment Method</div><div>Accepted Payment Methods: VISA   MASTERCARD   DISCOVER   AMEX   echeck</div><div>Nickname <div></div></div><div>Use as Default Payment Method: <input type="checkbox"/></div><div>All fields below are required</div><div><div><div>Card</div><div>US bank account</div></div><div>Card number 1234 1234 1234 1234 VISA   MASTERCARD   DISCOVER   AMEX</div><div>Expiration date MM / YY</div><div>Security code CVC</div></div><div>By providing your card information, you allow District Migration Miracle to charge your card for future payments in accordance with their terms.</div><div>Full name <div></div></div><div><div>New</div><div>Save</div><div>Cancel</div></div></div></div>	PAYMENT METHOD	EXPIRES	DEFAULT	ACTI	4242	VISA	11/29	View
PAYMENT METHOD	EXPIRES	DEFAULT	ACTI						
4242	VISA	11/29	View						
3	<p>You may enter the optional information fields:</p> <ul style="list-style-type: none"><li>● <b>Nickname</b> - This is an optional name that appears on the Payment Methods screen to help you identify the Payment Method. If you choose not to enter a Nickname, part of the account number displays instead.</li><li>● <b>Default Payment Method</b> - If you mark the <b>Use as default</b> checkbox, Campus makes this card your default Payment Method.</li></ul>								

3

Select one of the following options:

- Card
- US bank account. For more detailed information, review [How do I add a Bank account?](#)



4

Enter all required information.

A screenshot of a payment method selection form. At the top, there are two tabs: "Card" (selected) and "US bank account". Below the tabs, there are fields for "Card number" (with a placeholder "1234 1234 1234 1234" and logos for Visa, Mastercard, American Express, and Discover), "Expiration date" (with a placeholder "MM / YY"), and "Security code" (with a placeholder "CVC" and a card icon). Below these fields, there is a disclaimer: "By providing your card information, you allow SIS-182402 16690-MN to charge your card for future payments in accordance with their terms." There are also fields for "Full name", "Country or region" (with a dropdown menu showing "United States"), and "Address". At the bottom, there are two buttons: "Save" and "Cancel".

5

Click **Save**. The Payment Method appears in the table of Payment Methods.

A screenshot of a table titled "Payment Methods". The table has four columns: "PAYMENT METHOD", "EXPIRES", "DEFAULT", and "ACTIONS". There are two rows of data. The first row shows "9424" as the payment method, a Discover logo, an expiration date of "6/2030", and a "View" button. The second row shows "Primary Bank" as the payment method, an echeck logo, a default status of "X", and a "View" button.






< Back   Payment Methods			
PAYMENT METHOD	EXPIRES	DEFAULT	ACTIONS
9424	DISCOVER	6/2030	<button>View</button>
Primary Bank	echeck	X	<button>View</button>

If you entered something in error, changes cannot be made. Instead, delete the card and re-enter everything as a new Payment Method.

## Delete a Payment Method

1. Click **My Accounts**.
2. Select Payment Methods.
3. Select the Payment Method that will be deleted.
4. Click **Delete**. A Confirm Delete message will appear.
5. Click **Delete**. A Deletion Successful message will appear.

Payment Method

Accepted Payment Methods:  
    

Nickname:  

Primary Card

Use as Default Payment Method:  
☐

Card Number:  
9424

Expiration Date:  
5/2030

Name on Account:  
John Ericson

Address:  
4321 109th Avenue Northeast

City:  
Blaine

State:  
MN

Zip Code:  
55449

Save

Delete

Cancel