

Holmen Public Preschool

Early Childhood Special Education Services and 4K Program
Prairie View Elementary and Viking Elementary

Public Preschool Office

500 E. Wall St.
Holmen, WI 54636
(Phone) 608.526.1381
(FAX) 608.526.1393

Sue Eitland, Administrator

eitsue@holmen.k12.wi.us



February EVENTS

Dates to Remember

Feb 6th: 4K PM Classes to Heider Center
“Click Clack Moo” performance

Feb 11th: 100th Day of School
Celebration

Feb 12th: Early Release
No school for EC/4K students

“Burn KIDZ Camp” Outreach at Burn
Boot Camp @ 11:15 a.m. – 12:00 p.m.

Feb 14th: No school for EC/4K Students

Feb 19th: 4K Dental Presentations at Viking

Feb 20th:
Family Math Night
for ALL EC/4K Families
5:00 p.m. – 7:00 p.m.
Viking Elementary

Feb 24th:
4K AM Classes to Viterbo
“Chicken Dance” performance

Feb 26th: 4K Dental Presentations at
Prairie View

From the principal's desk...

EC/4K is a great place to be every day, and especially during the month of February!

February celebrations include, but are not limited to: National Children's Dental Health Month; American Heart Month; Groundhog's Day; Presidents' Day; Valentine's Day; 100th Day of School; etc. Make certain to watch for specific school celebrations in the Communication Log from your child's teacher.

In addition, 4K classes will be attending a play this month. The PM classes are attending a performance at the Heider Center in West Salem, while the AM classes will go see a play at Viterbo University in La Crosse.

Please plan to attend our Family Math Night, which will be held at Viking Elementary on February 21st. This event is for all EC/4K families. You can stay for as little or long as your schedule allows. We will offer enjoyable math games and activities, and you'll even get to take home some things to follow-up/practice at home!

One final note, the Public Preschool staff will partner with Burn Boot Camp – Holmen this month on the District Early Release Day. From 11:15 – 12:00 noon, the children will engage in KIDZ Camp with the support of adults. There will also be a story and discussion regarding the importance of good nutrition and exercise. We hope many of you can join us!

We ask that you reach out to us any time you have questions regarding your child's educational experiences. Thank you for being their first and most important teachers!

~Ms. Eitland

School District Open Enrollment

Wisconsin's inter-district public school Open Enrollment program allows parents to apply for their children to attend school districts other than the one in which they live. Applications may be submitted to no more than three non-resident school districts.

Students in five-year-old Kindergarten through grade 12 may apply to participate in Open Enrollment. Open Enrollment for four-year-old Kindergarten (4K) is limited. Parents should call their resident school districts to find out if their preschool-aged children qualify for Open Enrollment.

The Open Enrollment application period for the 2020-21 school year is from February 3 - April 30, 2020. Parents must apply to the non-resident district. A non-resident district is defined as the district in which you do not live, but where you want your child to attend.

It is recommended that you apply for Open Enrollment through the on-line application process at <http://dpi.wi.gov/oe>. The Open Enrollment application period closes at 4:00 p.m. on April 30, 2020. Late applications will not be accepted for any reason.

If you have any questions regarding Open Enrollment, please contact Monika Buggy, Open Enrollment Coordinator/Registrar for the School District of Holmen, Student Services Department, at (608) 526-1309.



News from Reading Together



Reading Together mid-year assessments were completed last month, and we are now on our new schedule. Congratulations to those students who graduated from the program and to the parents for continuing to read at home! Welcome to our new students and their families!

This month we'll be using our Echo Reading strategy with our students. As we read the story, the students will track the text and echo the words! This strategy is very empowering and builds confidence by showing our students that they can "read" by themselves often by memorizing the words and using picture clues. This skill often leads toward recognizing sight words.

You may use the Echo Reading strategy at home. Here is a link to a video on our Reading Together page:
<https://www.holmen.k12.wi.us/families/echo-reading.cfm>

Book bags will be updated with Echo Reading strategy books later this month and will then be sent home. Please enjoy the book bags and activities and return them a week later.

Attending story time at the Holmen and Onalaska Libraries is a great way to hear and learn about new books! Here's a bonus: our Reading Together students that attend story time and fill out a coupon, could win a FREE book from our program!!

As a reminder Holmen Public Library story times are Tuesdays at 6:30 pm and Wednesdays at 10:15 pm. Onalaska Public Library story times are Mondays at 6:30 pm and Fridays at 10:00 am.

We hope our students are enjoying Reading Together at school and at home. If you ever have questions, please contact us.

Mrs. Shari Ireland, iresha@holmen.k12.wi.us
Mrs. Chelsy Miller, mlche@holmen.k12.wi.us

Health Office News

Nurses: Natalie Heidlage, RN and Emily Hanes, RN



With hat season upon us, I would like to talk about.....head lice. Good head hygiene habits are essential. If your child complains of an itchy head/scalp, we encourage you to check your children's heads for the presence of any lice or nits. Head to head contact is the most common form of transmission. Items such as combs, brushes, hair bows, head bands, helmets, towels, pillowcases, hats, or other head coverings also aid in the spread of head lice. Please discourage your child from sharing these personal items. Lice do not jump or fly from head to head, but crawl.

Getting rid of head lice is tedious work! A boxed head lice treatment kit can be purchased from most stores. Prescription shampoo treatments are also available from your doctor. Alternative treatments are available and only recommended after doing a store bought "box" treatment. These treatments include mayonnaises, olive oil, and coconut oil to the head, covered with a shower cap or cling wrap for 8 hours to suffocate the lice. It is not recommended putting your child to bed with this on their head due to the risk of suffocation. Nits (eggs) then have to be either combed or picked out of the hair. However, lice combs do not remove eggs well with certain hair types so picking is preferred removal method. Deep cleaning of the home and the classroom daily is required to prevent re-infestation, or infestation of others. All couches, car seats, mattresses, and flooring needs to be vacuumed. The vacuum bag must be thrown out after vacuuming or they may crawl out. Sheets, towels, and worn clothing must be washed daily and placed in the dryer on the highest heat setting. Anything that cannot be laundered (including stuffed animals) must be placed in plastic garbage bags and let to sit for two weeks or longer if lice and nits are still present in the home. The length of time for nit removal and house cleaning varies, depending on how quickly all lice and nits can be completely removed from the head.

When checking for nits, if it removes easily from the hair, it is not a nit. Nits are attached by a strong glue to the hair shaft, about half an inch to two inches from the scalp. Lice can live 1-2 days on a surface without a human host. They live about a month on the scalp, and the female louse can lay 6 or 7 eggs (nits) a day.

There is a rumor that "Super Lice" are present. This is due to lice being resistant to head lice brands that have been around for many years. Just like how some antibiotics aren't as effective due to over use, the same thing is happening with head lice treatments.

If you believe your child has head lice, **PLEASE contact the health office for assistance in treatment. We are here to help your child get rid of their head lice as soon as possible.**

For more information please refer to the CDC website <http://www.cdc.gov/parasites/lice/head/index.html>



Wednesday, February 12th is a District Early Release Day. Therefore, **EC/4K students will not have school!**

Please join us for
"Burn KIDZ Camp" at
Burn Boot Camp,
500 N. Holmen Dr., Holmen
11:15 a.m. - 12:00 p.m.



Elementary Summer School

July 20 – August 6, 2020

Morning Hours

Prairie View Elementary

Priority given to students who could benefit from additional support in the areas of reading and math



There is No School on Friday, February 14th, 2020. Enjoy the three-day weekend!

4K REGISTRATION INFORMATION

Four-Year Old Kindergarten (4K) Registration

The School District of Holmen will begin accepting enrollment for the 2020-2021 Four-Year-Old Kindergarten (4K) Program on Monday, February 10th. Any child, who is four-years-old on or before September 1, 2020 and lives in the school district boundaries, is eligible to participate. We encourage early registration in order to help us plan accordingly for the 2020-2021 school year. **Note: All enrollment is done online – www.holmen.k12.wi.us**

Important 4K Information:

- 4K classes are currently held at two elementary schools in the district: Prairie View Elementary School and Viking Elementary School
- AM Session: 8:15 a.m. – 11:00 a.m.
- PM Session: 11:45 a.m. – 2:30 p.m.
- Site/session is based upon transportation needs. We notify families of class placements during the first week of August.

If you have any questions please call our Public Preschool Office at 608.526.1381.

Be Prepared for Inclement Weather or Emergencies

The School District of Holmen utilizes a text message notification system to provide notifications to families and staff regarding delays and closings due to inclement weather, as well as other emergencies. If you would like to receive these text messages, text “YES” to 87569.

You may also wish to check the following locations online for various types of communication:

School District of Holmen website at www.holmen.k12.wi.us

School District of Holmen Facebook Page

Holmen Public Preschool Facebook Page

The following radio and television stations will be kept informed of school cancellations and delays, as well.

Radio stations:

WQCC—FM	CC 106.03	106.3 FM
WLXR-FM	Magic 105	104.9 FM
WLFN-AM	AM 1490	1490 AM
WKBH-FM	Classic Radio	100.1 FM
WKBH-AM	Relevant Radio	1570 AM
WFBZ-FM	ESPN	105.5 FM
KQEA-FM	The Eagle	102.7 FM
WIZM-FM/AM	Z-93	93.3 FM/1410 AM
WKTY		580 AM
WRQT	The Rock	95.7 FM
WCOW-FM	Sparta	97 FM

Television Stations: WKBT TV Channel 8 and WXOW TV Channel 19



Please note:

If there is a 2-hour school delay, the AM session of Early Childhood and 4K will be cancelled for the day, but the PM session will run as usual.

If school is cancelled or there is an early release due to inclement weather, all Public Preschool activities and programs for the remainder of the day/evening will also be postponed.



Virtual Backpack

The School District of Holmen has implemented a “green” approach for distributing flyers from community organizations, and has discontinued the process of sending paper flyers in your student’s backpack, unless they are school related. The information is divided into three sections, by grade levels, and updated on a regular basis.

Click on this link: <https://www.holmen.k12.wi.us/community/pre-k-elementary-school-flier.cfm> to be directed to the actual webpage which is housed in the COMMUNITY/PARTNERS tab of the homepage.

Note that most of these advertisements are not district publications (unless marked). The District enables their online distribution as a community service to inform you of educational opportunities, activities and events available in our area.



Creative Curriculum Interest Area: Sensory Table

Although you're probably used to seeing your child splash in the bathtub and dig in a playground sandbox, you may be surprised to know that the Sensory Table, sometimes called the Sand and Water Table, is an important part of our school program. Sensory materials, including sand and water, are natural materials for learning.

When children pour water into measuring cups they are exploring math concepts. When they drop corks, feathers and marbles into a tub of water, they are scientists who are exploring whether objects sink or float. When they comb sand into patterns, they learn about both math and art.

We encourage children to experiment with these materials. As they do, we ask questions to focus their thinking on their discoveries. Here are some examples:

"Now that we've turned the water blue, what should we do with it?"

"How did the water change when we added the soap flakes?"

"What can wet sand do that dry sand can't? What can dry sand do that wet sand can't?"

"How many of these measuring cups of water do you suppose it will take to fill this quart pitcher?"

What parents can do at home

If your child particularly enjoys playing with water and sand, you may want to set up some play areas for these activities at home. Water play can be set up at the bathroom or kitchen sink. Lay a large towel on the floor, and if the sink is too high for the child, provide a stool or step. Outdoors, you can use a small wading pool, tub, or old baby bathtub. Give your child a baster, plastic measuring spoons and cups, a funnel, and plastic or rubber animals and boats. For a novel experience, add soap flakes or food coloring to the water. Don't forget about blowing bubbles with your child! Try using different types of bubble-blowing frames. Plastic six-pack rings, empty berry containers, and an eyeglass frame without the lenses make interesting bubble wands.

If a sandbox is not available outdoors, you might want to use a small dishpan as a miniature sandbox. All you need is a few inches of fine white sand. Collect small cups and spoons, sieves, and funnels and offer them to your child, a few at a time. These props will lead to hours of enjoyment.

The opportunity to play with sand, water and other sensory materials on a regular basis helps children develop their minds and bodies in relaxing and thoroughly enjoyable ways.

PBIS Update

The Public Preschool staff continues to recognize the students for being safe, respectful, and responsible through the distribution of individual bucket filler slips and the whole class gumball machine. The children get so excited to share that they have filled the gumball machine and get to do a special activity.

There are also times in which the children display some challenging behaviors. We found a great infographic that we would like to share with you as a reminder for all of us of good strategies that help us remain calm during the difficult situation and assist the children in working through what they are trying to communicate to us. Please check it out by going online to the URL below.

https://challengingbehavior.cbcs.usf.edu/docs/Stay-Calm_Infographic.pdf

Speech Update – Disfluent Speech



Between the ages of 2 and 6, almost all children will begin to repeat sounds, syllables, and whole words when they are speaking. This is not stuttering, but normal non-fluent speech. The amount of repetition will vary from child to child and from situation to situation. It may disappear for a time and then re-appear later. Eventually it will disappear altogether. During periods of non-fluent speech, it is important to demonstrate patient acceptance.


You can help your child during this time by:

1. **Not** calling attention to your child's repetitions either by facial expressions or word or action.
2. **Not** telling your child to "slow down," "take it easy," or "start over."
3. Being sure your child is getting proper rest, diet, and exercise.
4. Trying to relieve all tensions at home.
5. Being sure your child knows he's loved for who he is.
6. Giving your child **plenty of time** to talk without interruption.
7. Trying **not** to be impatient or embarrassed by his/her speech.

If your child is showing disfluent speech frequently throughout the day or his/her speech remains disfluent for several months without signs of improvement, it may be time to seek additional help. Please call us at 526-1381 if you have questions or concerns.

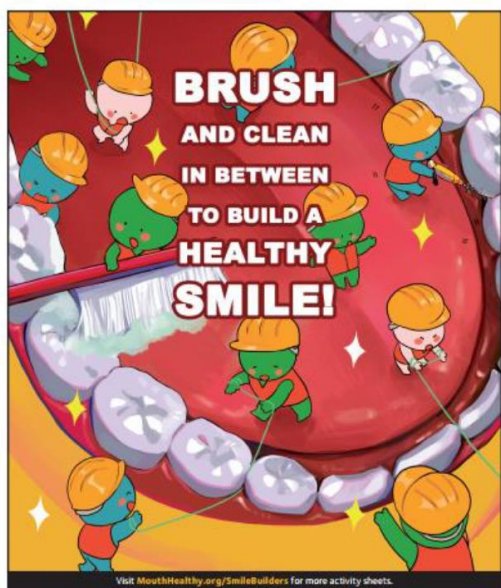
Jolie Steinke and Elizabeth Dahlen
Speech/Language Pathologists, Holmen Preschool Program

Have a "SUPER" Valentine's Day, EC/4K Friends!



February is National Children's Dental Health Month!

Brush and clean in between to build a healthy smile!



Visit MouthHealthy.org/smilebuilders for more activity sheets.

- ✓ Brush your teeth **twice a day for two minutes** using an ADA approved fluoridated toothpaste to prevent tooth decay.
- ✓ Floss your teeth **once a day** to clean the areas in between your teeth that your toothbrush can't reach.

Healthy Smiles = Healthy Kids! Check out these apps that will have you dancing your way to a healthy mouth. Listen to music, track your progress, set reminders, earn badges and stickers....and keep the sparkle in your smile!

- 4 FREE Apps to Make Brushing FUN! -



Brushy Time: Fun way to brush twice a day! Select your theme, tap the Brush button to start the timer. It's Brushy Time!



Disney Magic Timer by Oral-B: Collect digital stickers every 2 minutes of brushing, track progress with stars and badges on the brushing calendar!



Brush DJ: Plays 2 minutes of music from your device. Set reminders to change your brush, brush at least twice a day and floss everyday. Customize your screen!



Let's Brush Free: Digital representation of upper and lower jaw, mouth is divided into quadrants to keep track of where you've brushed and what you've missed. Pick a song from your library to brush along to!




www.bridgingbrightersmiles.org
<http://www.ada.org/ToothTeam>



Camp Invention®



X-RAY GOGGLES



CREATIVITY

invent



SPARK
IMAGINATION
THROUGH STEM

SECURE YOUR
SPOT TODAY!
INVENT.ORG/CAMP

A NONPROFIT PROGRAM OF THE NATIONAL INVENTORS HALL OF FAME®

YOUR SUMMER STARTS HERE

Camp Invention® is a nationally acclaimed summer program where STEM concepts come to life. Children entering grades K-6 **gain confidence** as they participate in **hands-on activities** inspired by world-changing National Inventors Hall of Fame® Inductees! Our 2020 program activities are ALL NEW, **led by experienced local educators** and grouped by grade level.



CREATE

Become a confident entrepreneur as you sketch, prototype, protect and pitch the next great invention.



COLLABORATE

Team up to play hybrid hover ball games, trade inventor playing cards and design the ultimate sports complex.



PROBLEM SOLVE

Tackle environmental challenges while you compete in zipline races and build parachutes to airdrop animals.



TAKE-HOME FUN

After experimenting with rockets and planes, bring home your own customizable LINK robot!

SECURE YOUR SPOT TODAY!

Register at [INVENT.ORG/CAMP](https://www.invent.org/camp) or 800-968-4332

Camp Invention® is for children entering grades K-6th.

Location: Prairie View Elementary
1201 Newport Lane, Holmen, WI 54636

Date: June 15 - 19, 2020

Time & Cost: 8:30am - 3:00pm | \$235 (before discount)

Camp Director: Brian Sime | simbri@holmen.k12.wi.us | (608) 526-1600

This event, class, or activity is not supported or endorsed by the School District of Holmen and is not printed at the district expense.

SAVE \$25!
WITH PROMO CODE
ELEVATE25

Offer expires March 31st.

If these dates/times don't work for you, please visit [invent.org/camp](https://www.invent.org/camp) for other locations near you.



National Inventors
Hall of Fame®



Investors in Creativity and Invention

AbbVie Foundation
Army Educational Outreach Program
Duck Tape®

Burton D. Morgan Foundation
Nordson Corporation Foundation
United Way of Summit County

©2019 National Inventors Hall of Fame®, Inc.